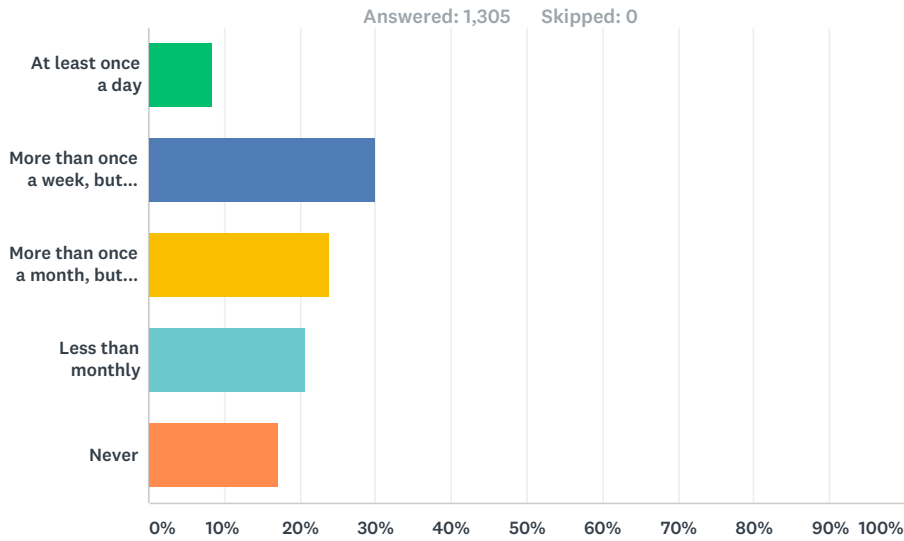
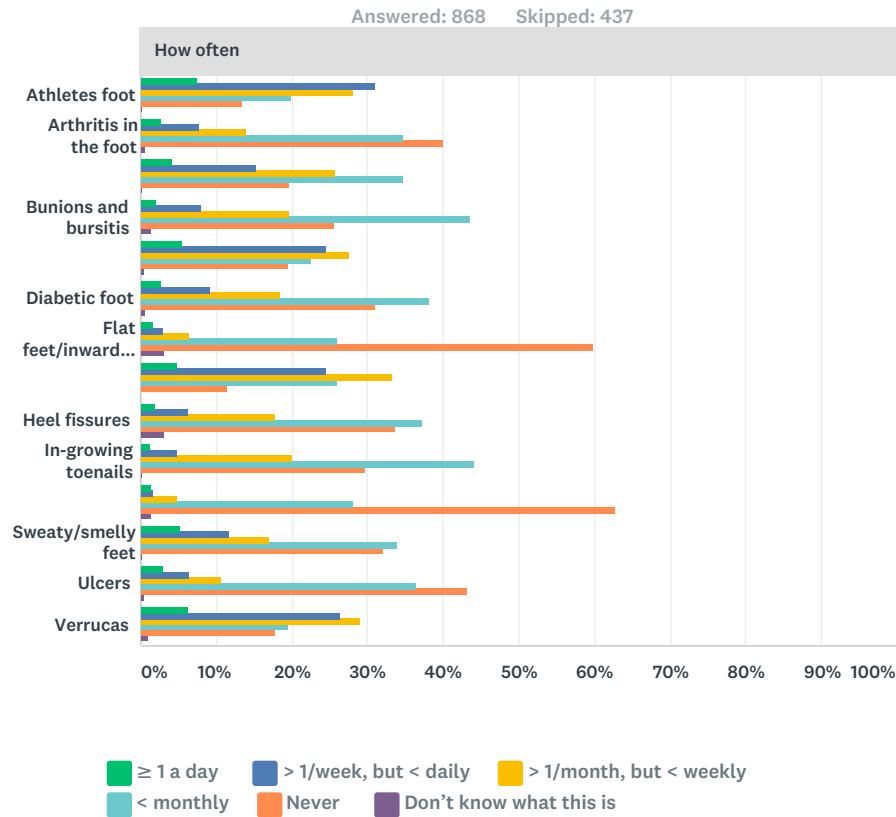


# Q1 On average, how often do you see any foot condition in practice?



Answer Choices	Responses
At least once a day	8.35% 109
More than once a week, but less than daily	29.96% 391
More than once a month, but less than weekly	23.83% 311
Less than monthly	20.69% 270
Never	17.16% 224
<b>TOTAL</b>	<b>1,305</b>

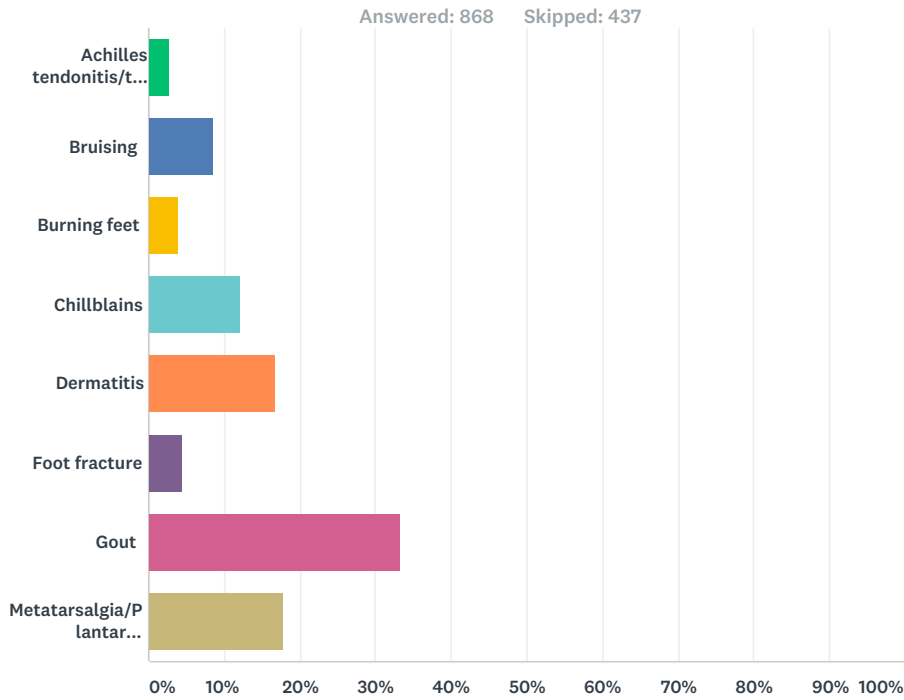
## Q2 For each of these conditions, please rate on average how often you see them in practice.



How often	≥ 1 a day	> 1/week, but < daily	> 1/month, but < weekly	< monthly	Never	Don't know what this is	Total
Athletes foot	7.60% 66	30.99% 269	28.00% 243	19.82% 172	13.48% 117	0.12% 1	868
Arthritis in the foot	2.65% 23	7.83% 68	14.06% 122	34.79% 302	39.98% 347	0.69% 6	868
Blisters and bullae	4.26% 37	15.32% 133	25.81% 224	34.79% 302	19.59% 170	0.23% 2	868
Bunions and bursitis	2.07% 18	7.95% 69	19.70% 171	43.43% 377	25.46% 221	1.38% 12	868
Corns and calluses	5.53% 48	24.42% 212	27.53% 239	22.58% 196	19.47% 169	0.46% 4	868
Diabetic foot	2.76% 24	9.22% 80	18.32% 159	38.02% 330	30.99% 269	0.69% 6	868
Flat feet/inward roll of ankle	1.61% 14	2.88% 25	6.57% 57	25.92% 225	59.91% 520	3.11% 27	868
Fungal nail infection	4.72% 41	24.42% 212	33.29% 289	26.04% 226	11.52% 100	0.00% 0	868
Heel fissures	1.84% 16	6.22% 54	17.74% 154	37.33% 324	33.64% 292	3.23% 28	868
In-growing toenails	1.15% 10	4.72% 41	20.16% 175	44.12% 383	29.61% 257	0.23% 2	868
Blood under toe nail	1.38% 12	1.61% 14	4.84% 42	28.11% 244	62.67% 544	1.38% 12	868
Sweaty/smelly feet	5.30% 46	11.75% 102	16.94% 147	33.87% 294	31.91% 277	0.23% 2	868

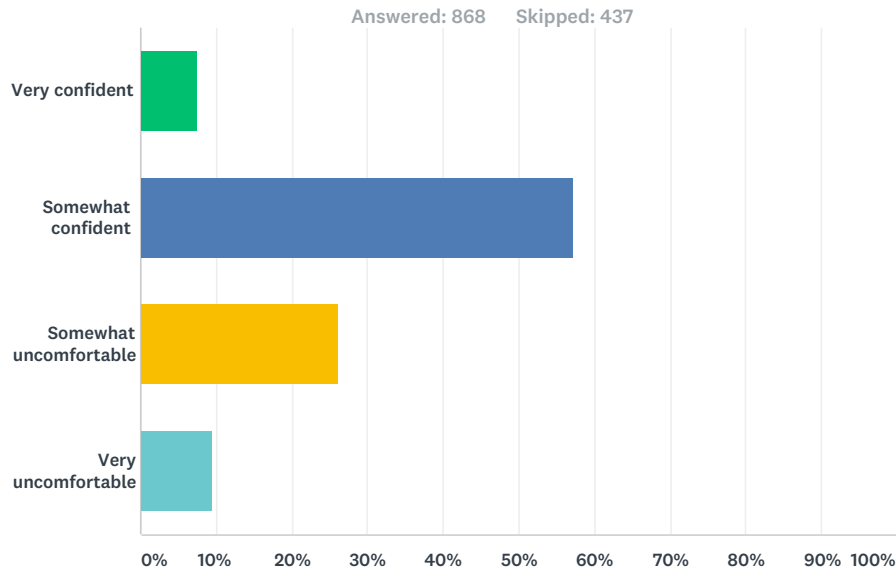
<b>Ulcers</b>	<b>3.00%</b> <b>26</b>	<b>6.57%</b> <b>57</b>	<b>10.60%</b> <b>92</b>	<b>36.41%</b> <b>316</b>	<b>43.09%</b> <b>374</b>	<b>0.35%</b> <b>3</b>	<b>868</b>
<b>Verrucas</b>	<b>6.34%</b> <b>55</b>	<b>26.38%</b> <b>229</b>	<b>29.15%</b> <b>253</b>	<b>19.35%</b> <b>168</b>	<b>17.74%</b> <b>154</b>	<b>1.04%</b> <b>9</b>	<b>868</b>

### Q3 Which of these additional foot conditions do you see most often in practice?



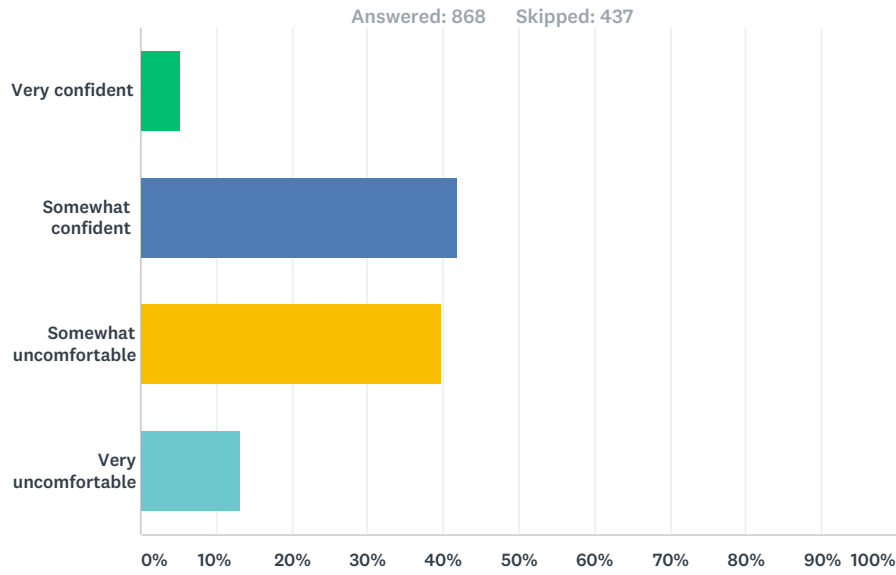
Answer Choices	Responses
Achilles tendonitis/tendon rupture	2.76% 24
Bruising	8.53% 74
Burning feet	4.03% 35
Chillblains	12.21% 106
Dermatitis	16.82% 146
Foot fracture	4.49% 39
Gout	33.29% 289
Metatarsalgia/Plantar fasciitis	17.86% 155
<b>TOTAL</b>	<b>868</b>

### Q4 How confident do you feel in diagnosing dermatological foot conditions?



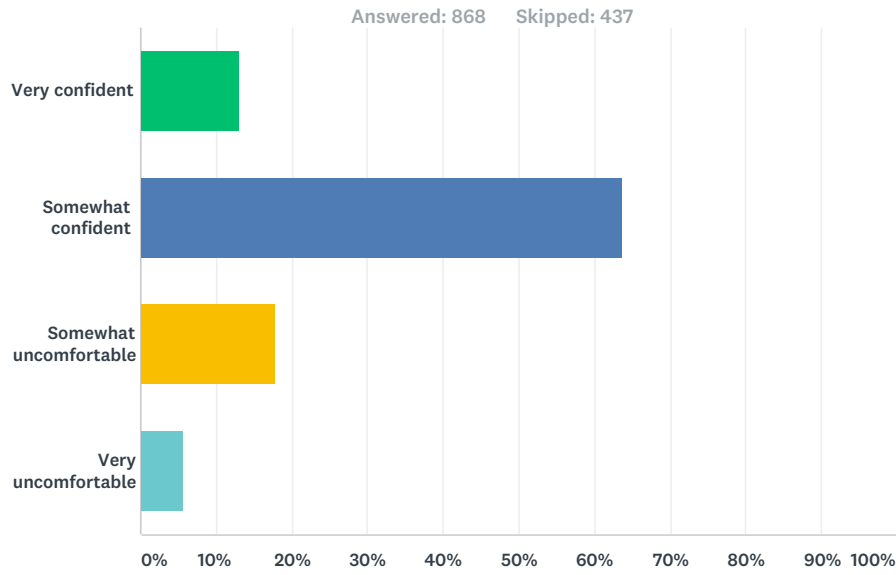
Answer Choices	Responses
Very confident	7.49% 65
Somewhat confident	57.03% 495
Somewhat uncomfortable	26.15% 227
Very uncomfortable	9.33% 81
<b>TOTAL</b>	<b>868</b>

### Q5 How confident do you feel in diagnosing physical foot conditions?



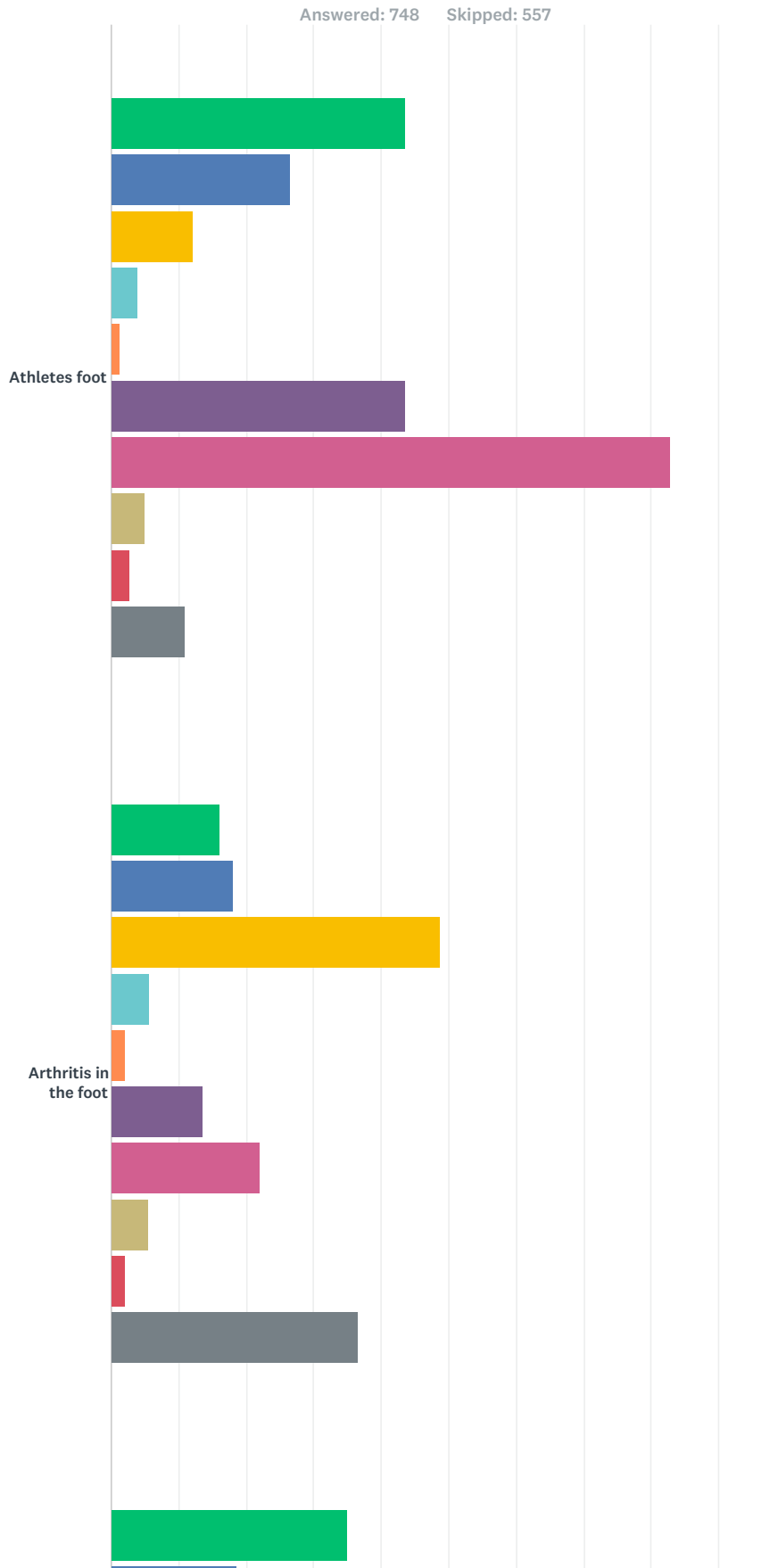
Answer Choices	Responses
Very confident	5.18% 45
Somewhat confident	41.82% 363
Somewhat uncomfortable	39.75% 345
Very uncomfortable	13.25% 115
<b>TOTAL</b>	<b>868</b>

## Q6 How confident do you feel in recommending a product for a foot condition?

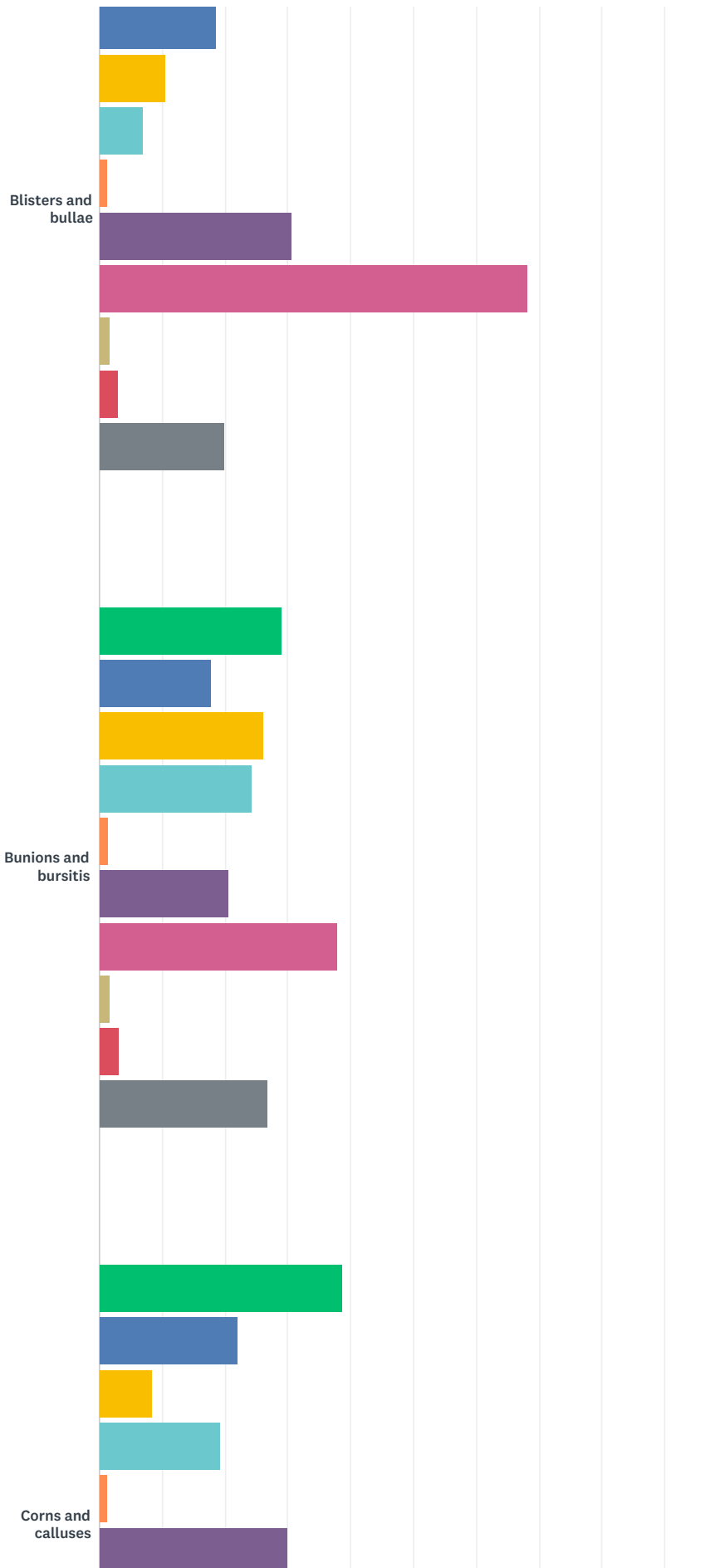


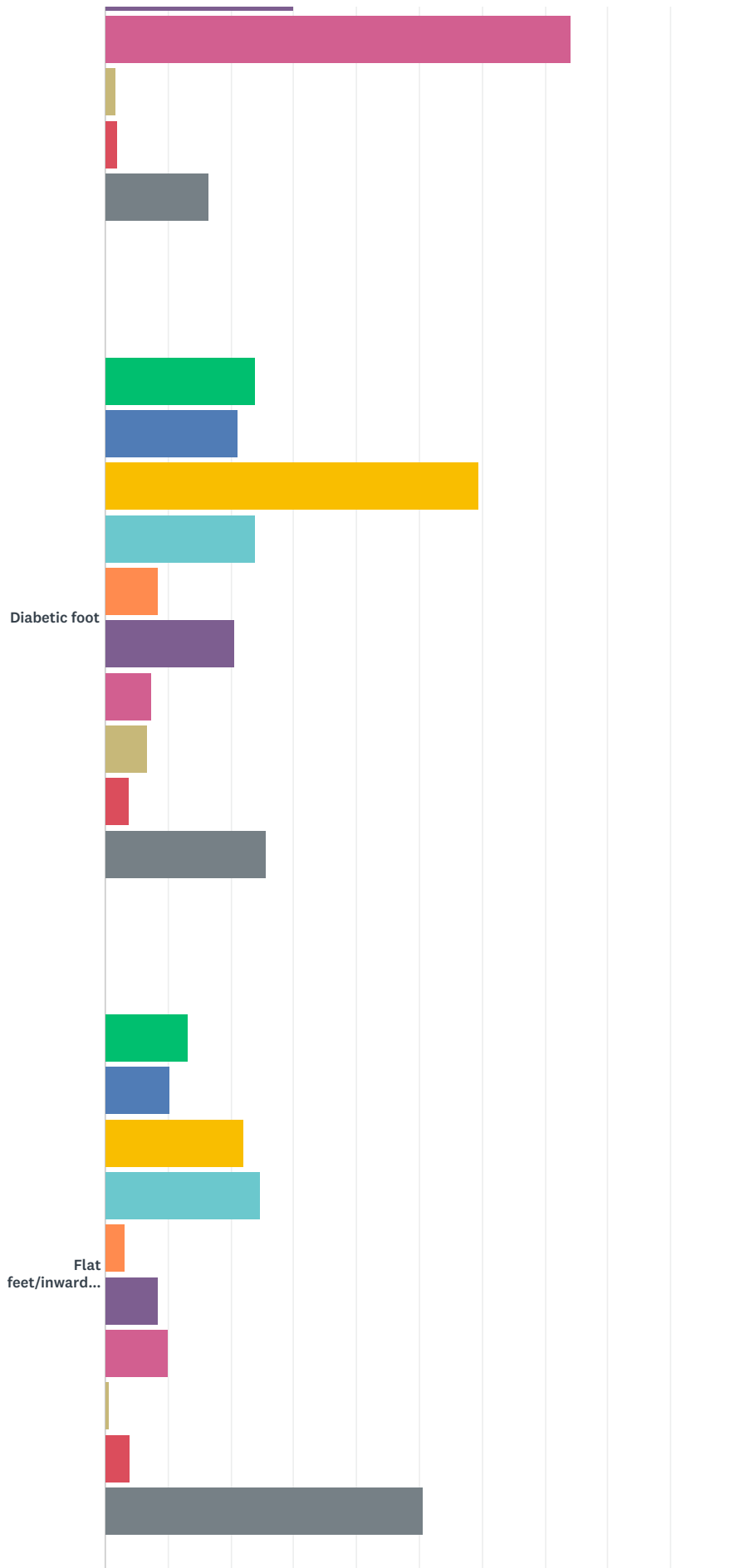
Answer Choices	Responses
Very confident	13.02% 113
Somewhat confident	63.59% 552
Somewhat uncomfortable	17.74% 154
Very uncomfortable	5.65% 49
<b>TOTAL</b>	<b>868</b>

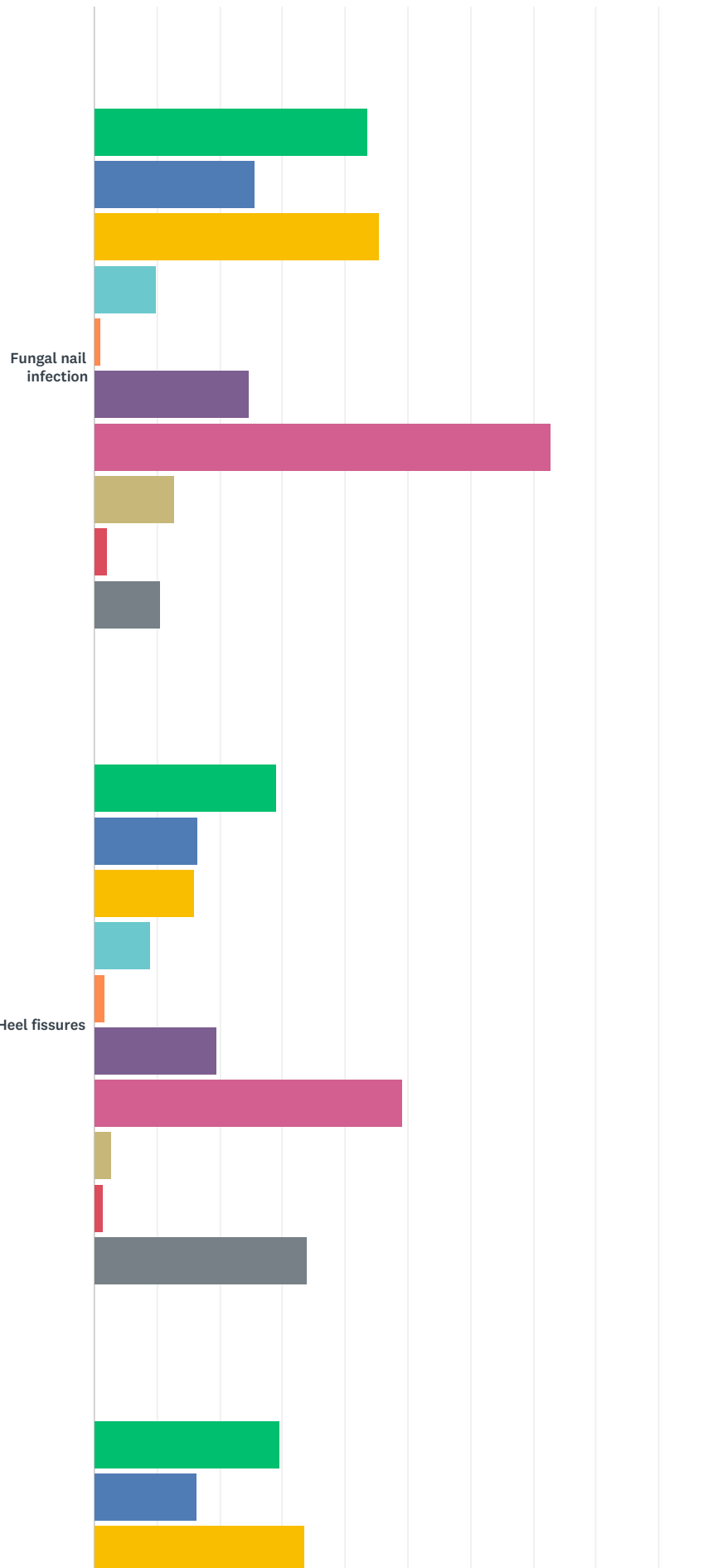
# Q7 What actions have you taken in the past for patients who have a foot condition?

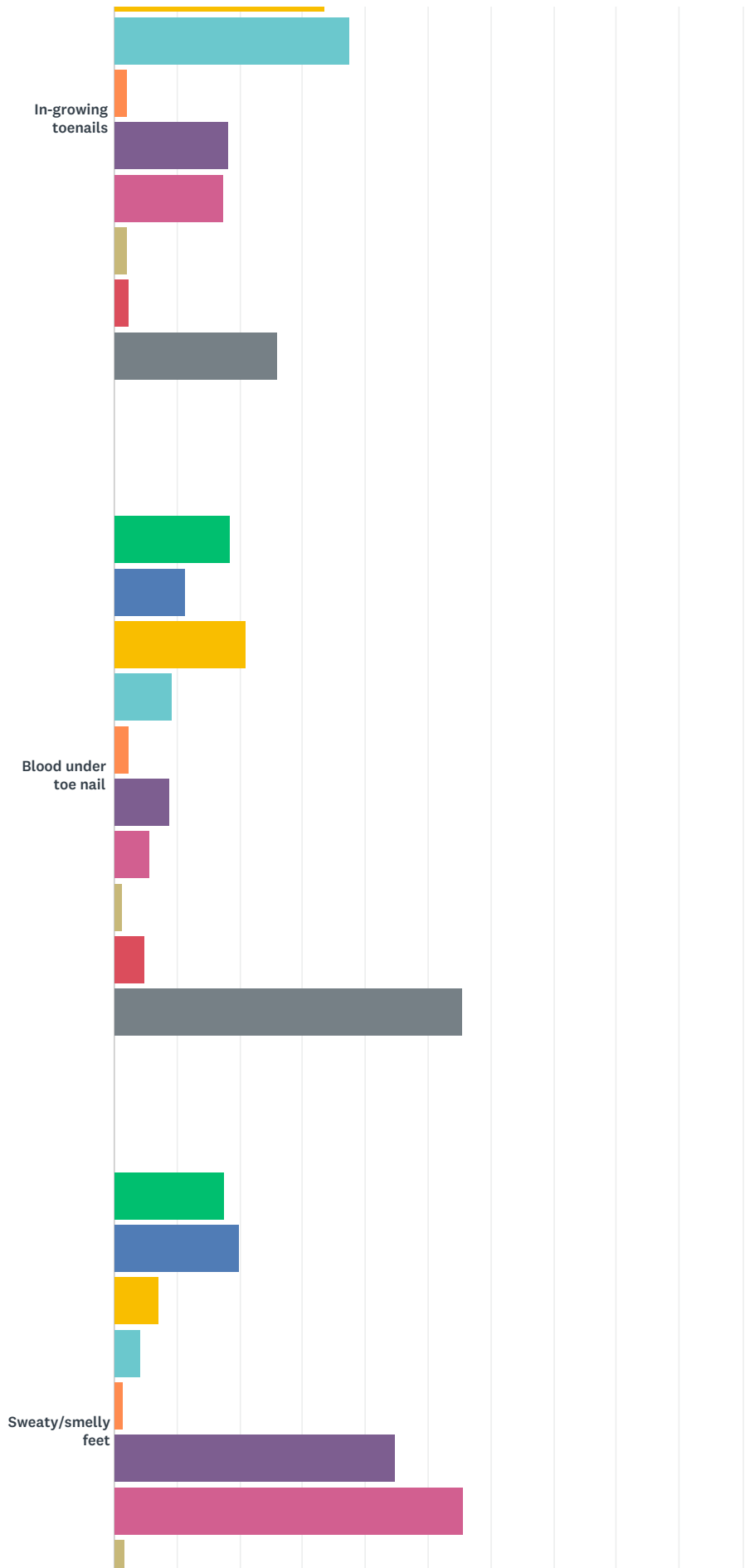


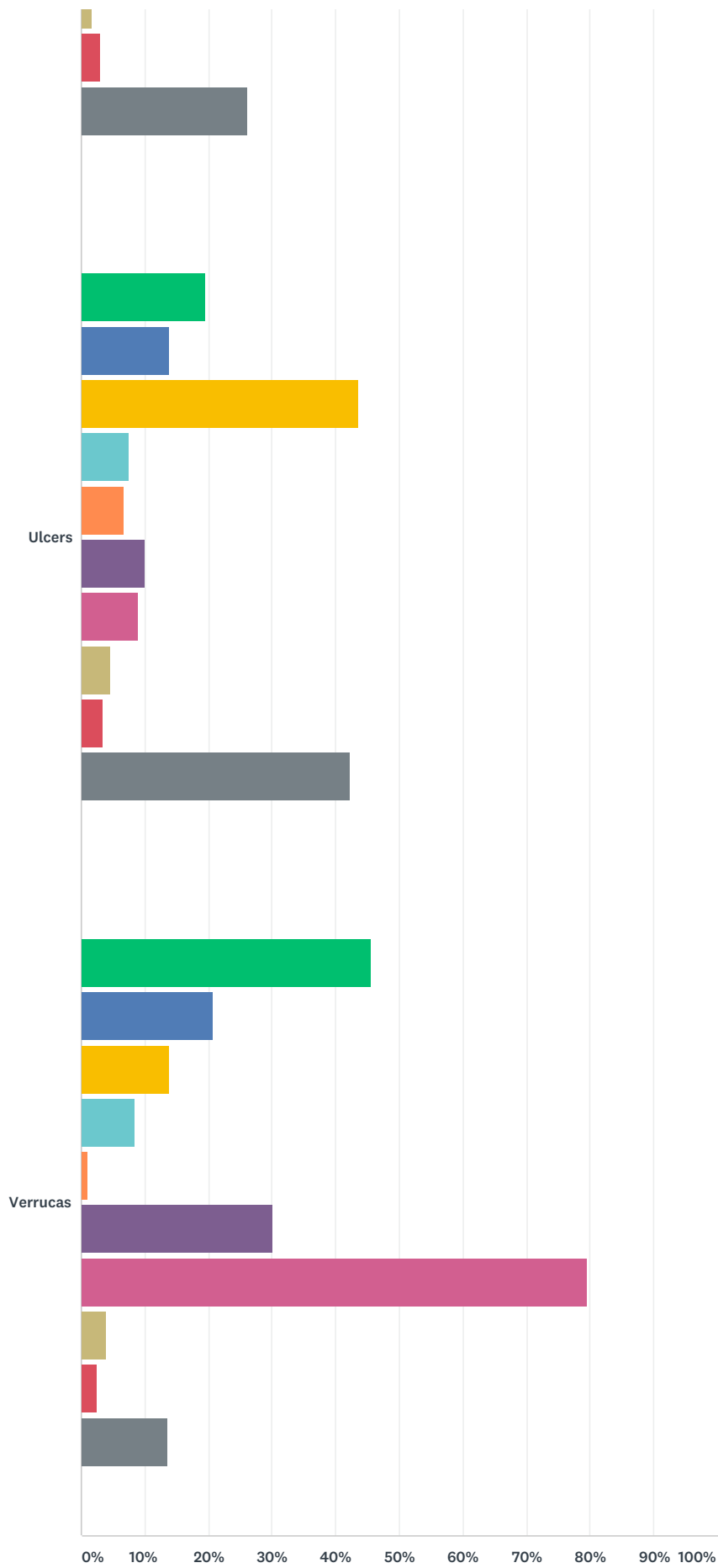









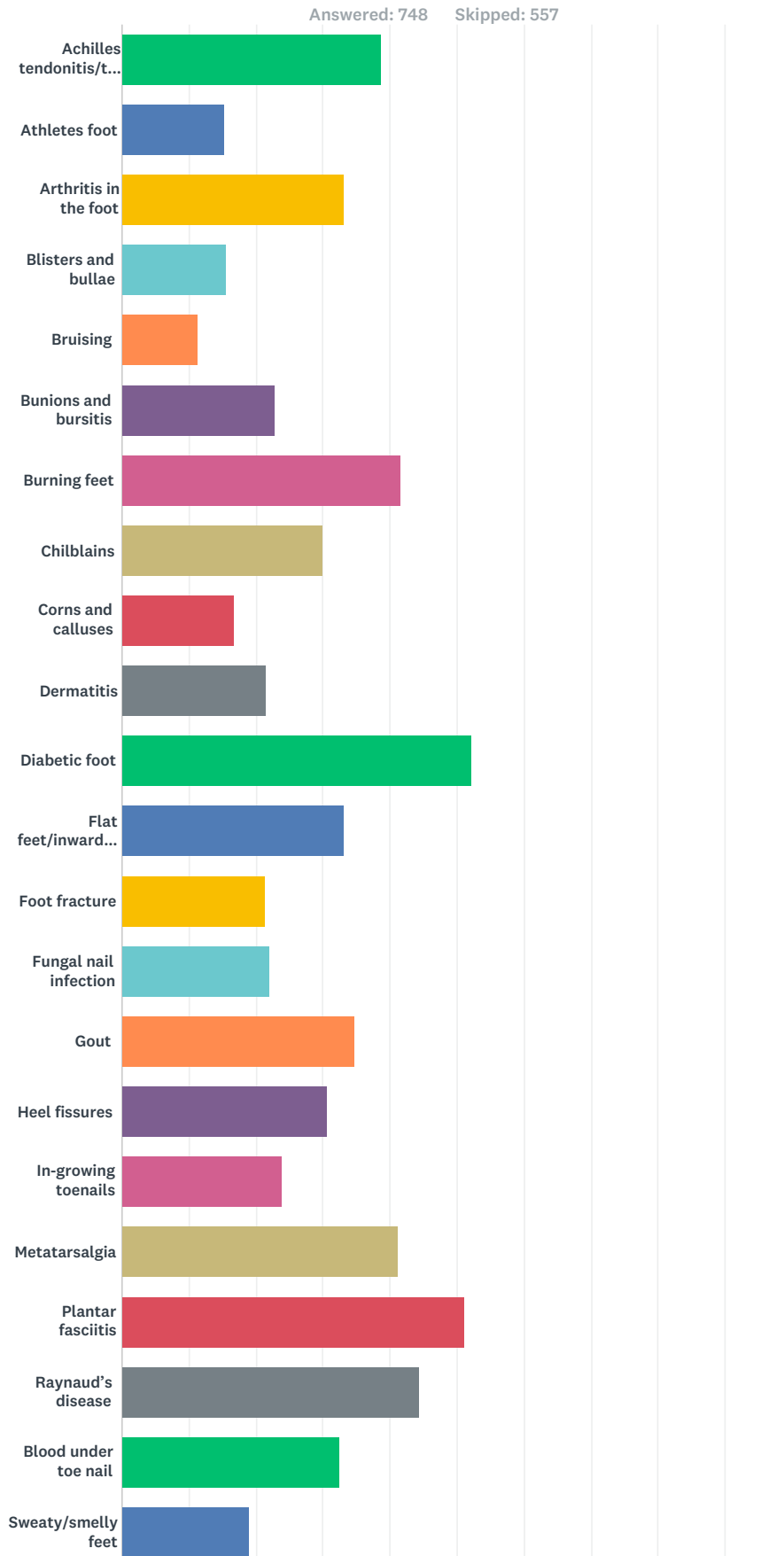


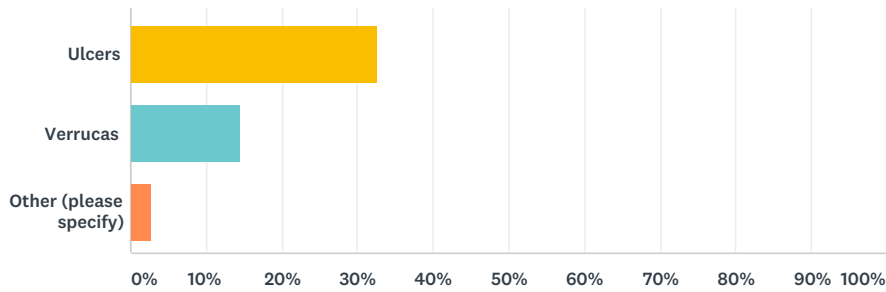




	Feet examination	Take foot history	Referral to a GP	Referral to a podiatrist	Referral to a hospital	Lifestyle advice	OTC treatment	POM	Other	Not Applicable	Total Respondents
Athletes foot	43.58% 326	26.47% 198	12.17% 91	3.88% 29	1.34% 10	43.58% 326	82.75% 619	5.08% 38	2.81% 21	10.96% 82	748
Arthritis in the foot	16.04% 120	17.91% 134	48.66% 364	5.75% 43	2.01% 15	13.50% 101	21.93% 164	5.48% 41	2.01% 15	36.63% 274	748
Blisters and bullae	35.03% 262	18.58% 139	10.56% 79	6.82% 51	1.20% 9	30.48% 228	68.18% 510	1.60% 12	2.94% 22	19.79% 148	748
Bunions and bursitis	29.01% 217	17.78% 133	26.20% 196	24.20% 181	1.47% 11	20.45% 153	37.83% 283	1.74% 13	3.07% 23	26.87% 201	748
Corns and calluses	38.64% 289	21.93% 164	8.42% 63	19.25% 144	1.34% 10	29.95% 224	74.06% 554	1.60% 12	1.87% 14	16.44% 123	748
Diabetic foot	23.93% 179	21.12% 158	59.36% 444	23.80% 178	8.42% 63	20.59% 154	7.22% 54	6.68% 50	3.74% 28	25.53% 191	748
Flat feet/inward roll of ankle	13.24% 99	10.16% 76	22.06% 165	24.73% 185	3.21% 24	8.42% 63	10.03% 75	0.67% 5	4.01% 30	50.67% 379	748
Fungal nail infection	43.58% 326	25.53% 191	45.45% 340	9.76% 73	1.07% 8	24.73% 185	72.73% 544	12.83% 96	2.01% 15	10.43% 78	748
Heel fissures	29.01% 217	16.58% 124	15.91% 119	9.09% 68	1.74% 13	19.39% 145	49.06% 367	2.67% 20	1.47% 11	33.96% 254	748
In-growing toenails	29.41% 220	16.31% 122	33.42% 250	37.43% 280	2.01% 15	18.18% 136	17.38% 130	2.14% 16	2.27% 17	25.94% 194	748
Blood under toe nail	18.45% 138	11.36% 85	20.86% 156	9.22% 69	2.27% 17	8.69% 65	5.61% 42	1.20% 9	4.81% 36	55.48% 415	748
Sweaty/smelly feet	17.65% 132	19.79% 148	7.09% 53	4.28% 32	1.47% 11	44.79% 335	55.61% 416	1.74% 13	2.94% 22	26.20% 196	748
Ulcers	19.39% 145	13.90% 104	43.58% 326	7.49% 56	6.68% 50	10.03% 75	9.09% 68	4.55% 34	3.34% 25	42.25% 316	748
Verrucas	45.59% 341	20.72% 155	13.77% 103	8.42% 63	1.07% 8	30.21% 226	79.41% 594	3.88% 29	2.41% 18	13.64% 102	748

### Q8 What foot condition(s) would you like to learn more about? (you can select more than one option).

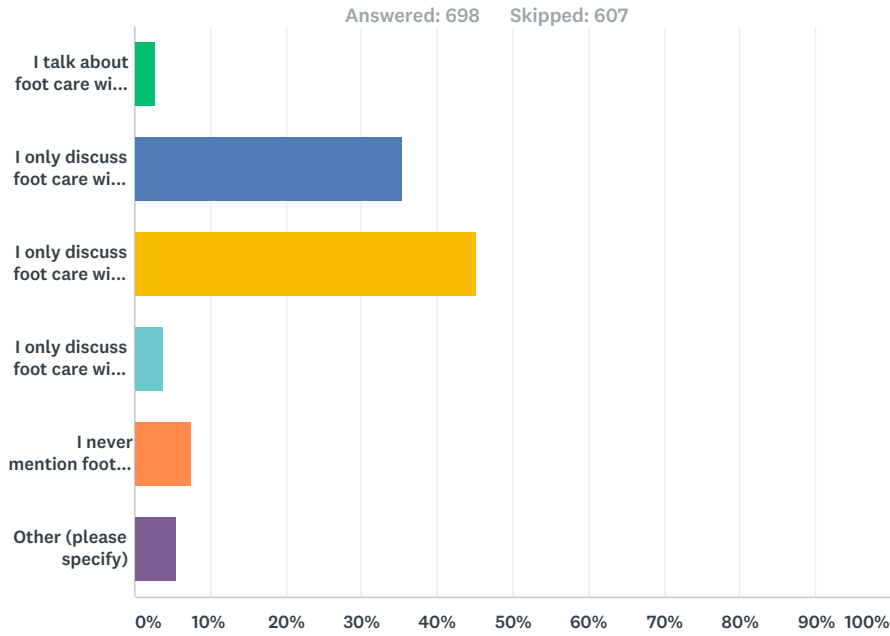




Answer Choices	Responses	
Achilles tendonitis/tendon rupture	38.64%	289
Athletes foot	15.37%	115
Arthritis in the foot	33.16%	248
Blisters and bullae	15.51%	116
Bruising	11.36%	85
Bunions and bursitis	22.73%	170
Burning feet	41.58%	311
Chilblains	29.95%	224
Corns and calluses	16.71%	125
Dermatitis	21.52%	161
Diabetic foot	52.01%	389
Flat feet/inward roll of ankle	33.02%	247
Foot fracture	21.39%	160
Fungal nail infection	22.06%	165
Gout	34.76%	260
Heel fissures	30.48%	228
In-growing toenails	23.93%	179
Metatarsalgia	41.31%	309
Plantar fasciitis	51.07%	382
Raynaud's disease	44.39%	332
Blood under toe nail	32.49%	243
Sweaty/smelly feet	18.98%	142
Ulcers	32.62%	244
Verrucas	14.44%	108
Other (please specify)	2.81%	21
<b>Total Respondents: 748</b>		

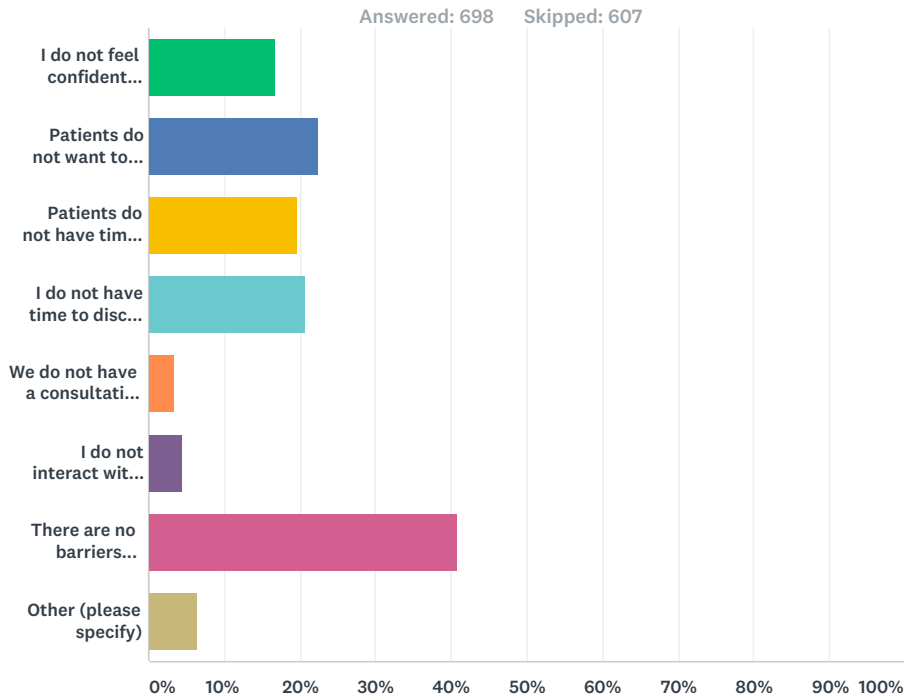


### Q9 How does the topic of foot care arise in your place of work?



Answer Choices	Responses
I talk about foot care with all patients	2.72% 19
I only discuss foot care with patients if they specifically ask about it	35.39% 247
I only discuss foot care with patients if they specifically ask about it or if they are diabetic	45.13% 315
I only discuss foot care with patients who are diabetic	3.87% 27
I never mention foot care to patients	7.45% 52
Other (please specify)	5.44% 38
<b>TOTAL</b>	<b>698</b>

### Q10 What barriers exist that prevent you discussing foot care with patients?



Answer Choices	Responses	
I do not feel confident discussing foot care with patients	16.76%	117
Patients do not want to discuss foot care	22.35%	156
Patients do not have time to discuss foot care	19.63%	137
I do not have time to discuss foot care with patients	20.63%	144
We do not have a consultation room	3.30%	23
I do not interact with patients	4.30%	30
There are no barriers preventing me from talking to patients about foot care	40.83%	285
Other (please specify)	6.45%	45
<b>Total Respondents: 698</b>		

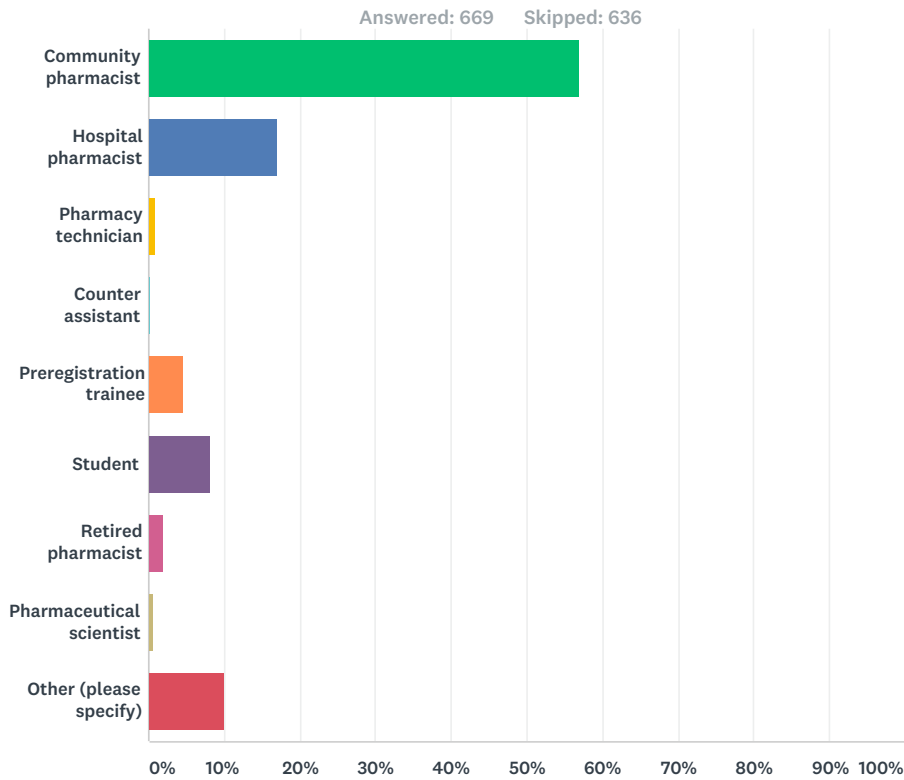
**Q11 Are there any foot conditions that the pharmacy team (counter assistants, technicians) cannot manage and would always refer to the pharmacist?**

Answered: 698 Skipped: 607

**Q12 If a patient presents with a foot problem that you cannot treat, how would you manage their care? Please describe your next steps and referral process. Please provide as much detail as possible.**

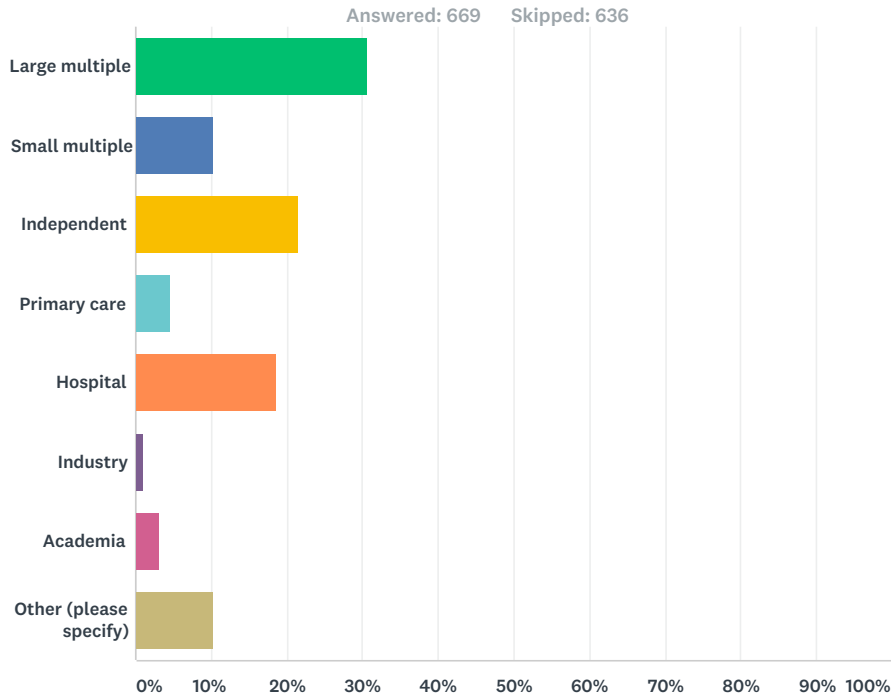
Answered: 698 Skipped: 607

### Q13 I am a:



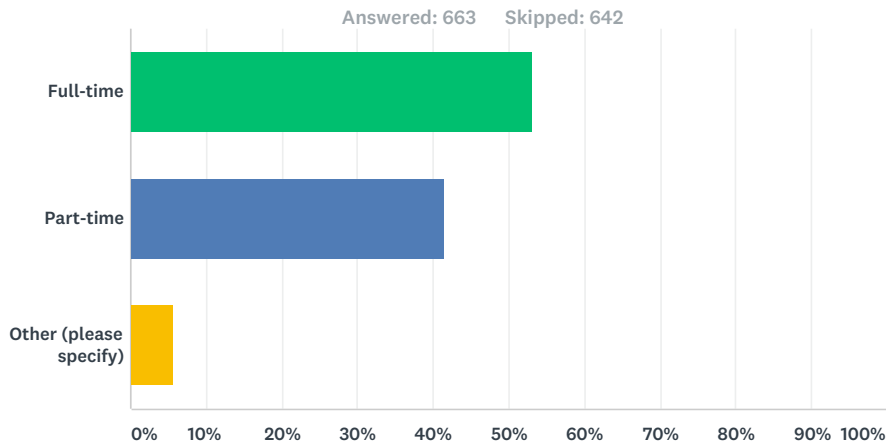
Answer Choices	Responses	
Community pharmacist	56.95%	381
Hospital pharmacist	16.89%	113
Pharmacy technician	0.75%	5
Counter assistant	0.30%	2
Preregistration trainee	4.63%	31
Student	8.07%	54
Retired pharmacist	1.79%	12
Pharmaceutical scientist	0.60%	4
Other (please specify)	10.01%	67
<b>TOTAL</b>		<b>669</b>

### Q14 I work in a:



Answer Choices	Responses	Count
Large multiple	30.49%	204
Small multiple	10.31%	69
Independent	21.52%	144
Primary care	4.63%	31
Hospital	18.54%	124
Industry	1.05%	7
Academia	3.14%	21
Other (please specify)	10.31%	69
<b>TOTAL</b>		<b>669</b>

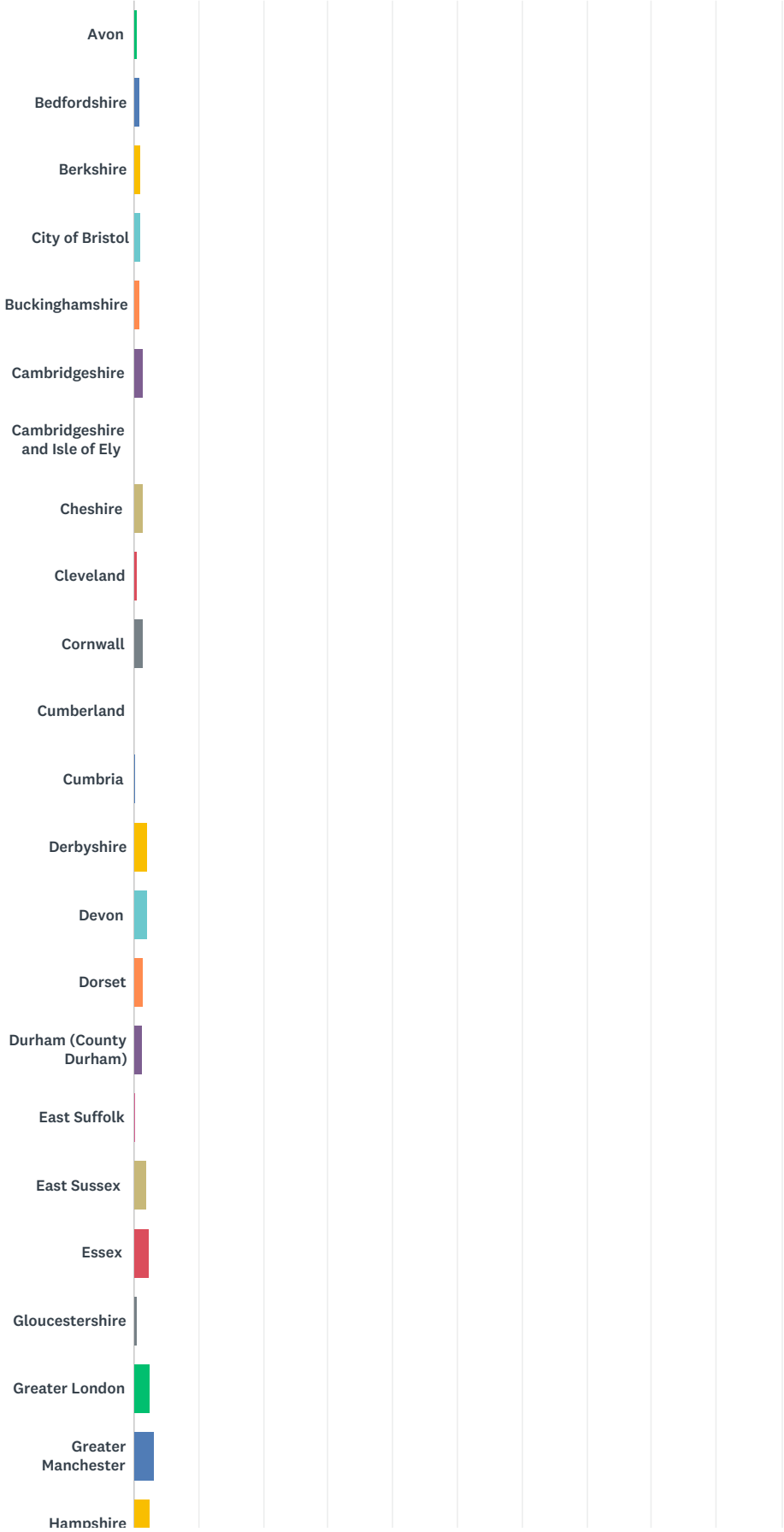
### Q15 I work:



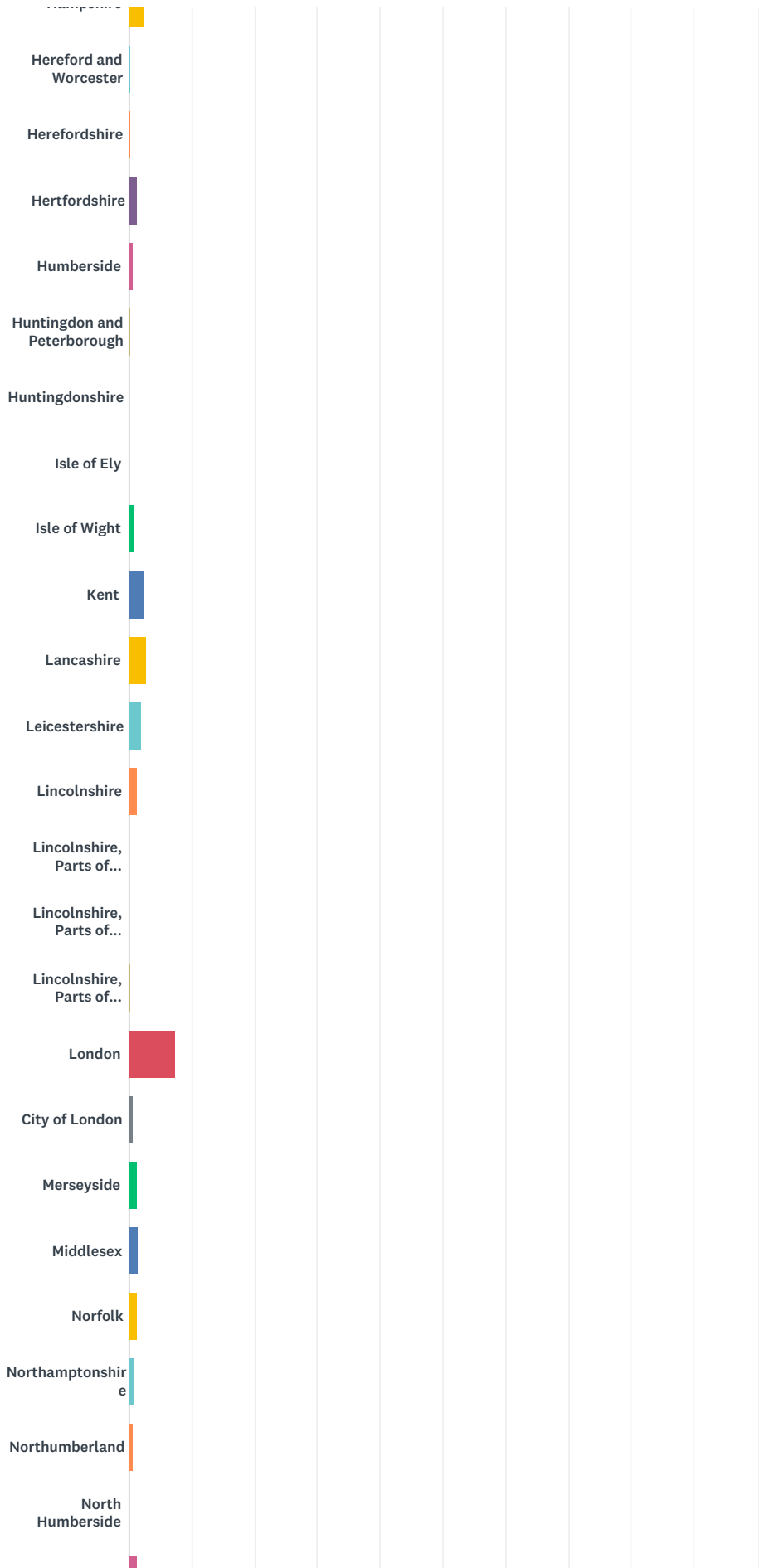
Answer Choices	Responses
Full-time	53.09% 352
Part-time	41.33% 274
Other (please specify)	5.58% 37
<b>TOTAL</b>	<b>663</b>

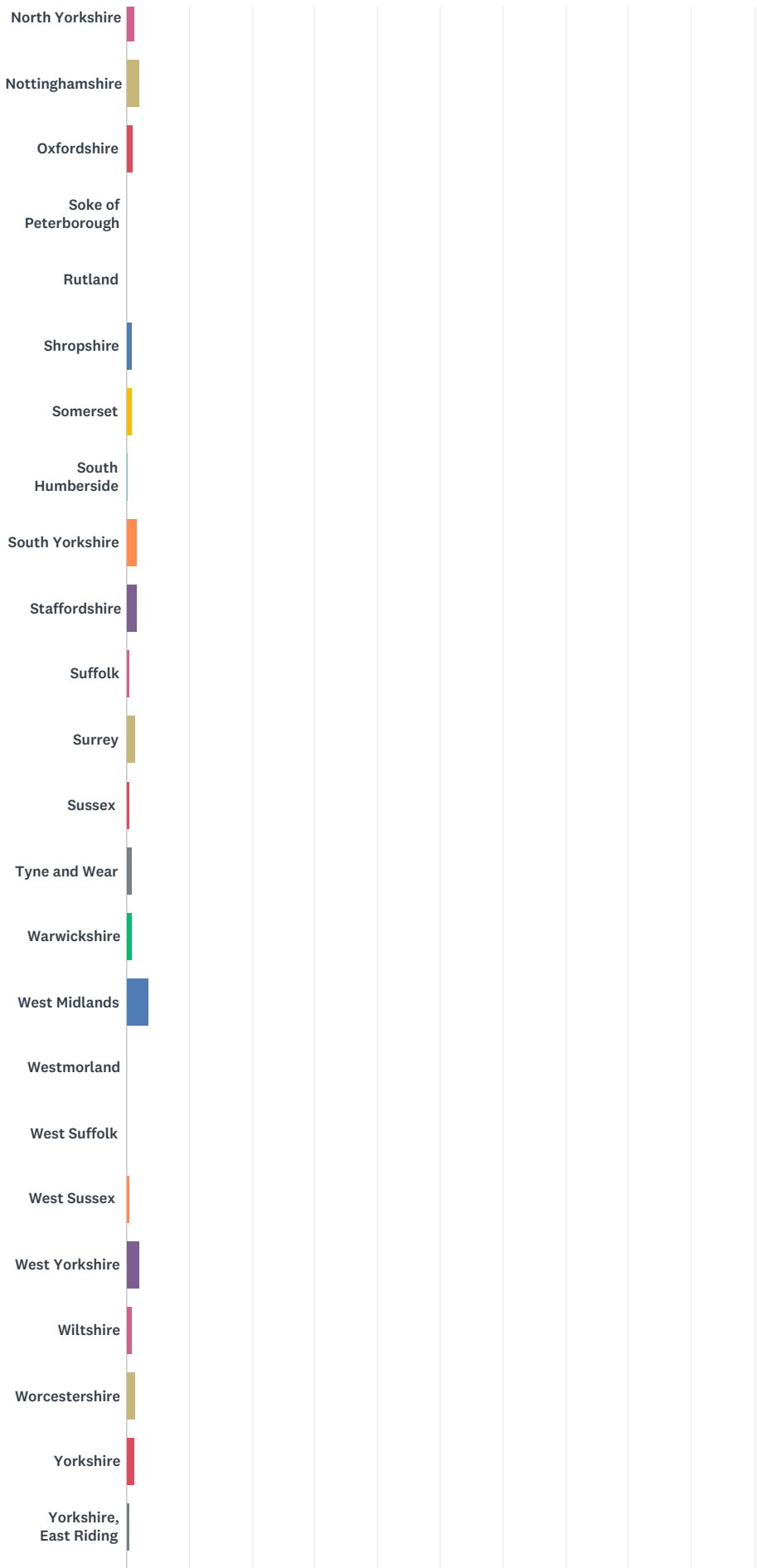
# Q16 I work in

Answered: 654 Skipped: 651

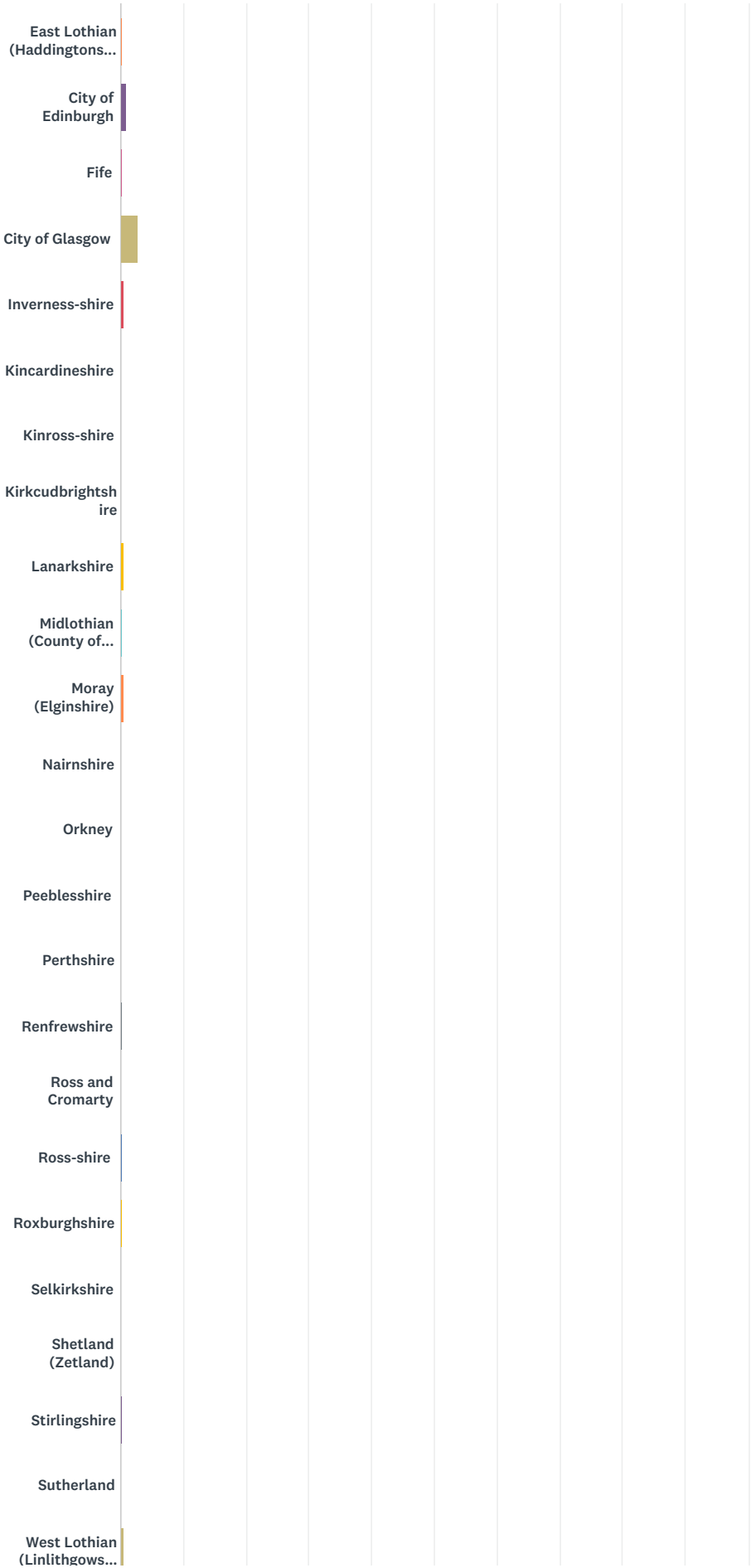




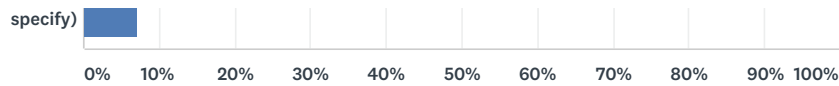




- Yorkshire, North Riding
- Yorkshire, West Riding
- Antrim
- Armagh
- City of Belfast
- Down
- Fermanagh
- Londonderry
- City of Derry
- Tyrone
- City of Aberdeen
- Aberdeenshire
- Angus (Forfarshire)
- Argyll
- Ayrshire
- Banffshire
- Berwickshire
- Bute
- Caithness
- Clackmannanshire
- Cromartyshire
- Dumfriesshire
- Dunbartonshire (Dumbarton)
- City of Dundee







Answer Choices	Responses	
Avon	0.46%	3
Bedfordshire	0.76%	5
Berkshire	1.07%	7
City of Bristol	1.07%	7
Buckinghamshire	0.76%	5
Cambridgeshire	1.38%	9
Cambridgeshire and Isle of Ely	0.00%	0
Cheshire	1.38%	9
Cleveland	0.46%	3
Cornwall	1.38%	9
Cumberland	0.00%	0
Cumbria	0.15%	1
Derbyshire	1.99%	13
Devon	1.99%	13
Dorset	1.38%	9
Durham (County Durham)	1.22%	8
East Suffolk	0.31%	2
East Sussex	1.83%	12
Essex	2.29%	15
Gloucestershire	0.46%	3
Greater London	2.60%	17
Greater Manchester	3.21%	21
Hampshire	2.60%	17
Hereford and Worcester	0.31%	2
Herefordshire	0.31%	2
Hertfordshire	1.22%	8
Humberside	0.61%	4
Huntingdon and Peterborough	0.31%	2
Huntingdonshire	0.00%	0
Isle of Ely	0.00%	0
Isle of Wight	0.76%	5
Kent	2.45%	16
Lancashire	2.75%	18
Leicestershire	1.83%	12
Lincolnshire	1.22%	8
Lincolnshire, Parts of Holland	0.00%	0

Lincolnshire, Parts of Kesteven	0.00%	0
Lincolnshire, Parts of Lindsey	0.15%	1
London	7.34%	48
City of London	0.61%	4
Merseyside	1.22%	8
Middlesex	1.38%	9
Norfolk	1.22%	8
Northamptonshire	0.76%	5
Northumberland	0.61%	4
North Humberside	0.00%	0
North Yorkshire	1.22%	8
Nottinghamshire	1.99%	13
Oxfordshire	1.07%	7
Soke of Peterborough	0.00%	0
Rutland	0.00%	0
Shropshire	0.76%	5
Somerset	0.92%	6
South Humberside	0.15%	1
South Yorkshire	1.68%	11
Staffordshire	1.68%	11
Suffolk	0.46%	3
Surrey	1.53%	10
Sussex	0.46%	3
Tyne and Wear	0.92%	6
Warwickshire	0.76%	5
West Midlands	3.52%	23
Westmorland	0.00%	0
West Suffolk	0.00%	0
West Sussex	0.46%	3
West Yorkshire	1.99%	13
Wiltshire	0.76%	5
Worcestershire	1.53%	10
Yorkshire	1.22%	8
Yorkshire, East Riding	0.46%	3
Yorkshire, North Riding	0.31%	2
Yorkshire, West Riding	0.31%	2
Antrim	0.15%	1
Armagh	0.15%	1
City of Belfast	0.15%	1
Down	0.00%	0

Fermanagh	0.00%	0
Londonderry	0.00%	0
City of Derry	0.00%	0
Tyrone	0.15%	1
City of Aberdeen	0.31%	2
Aberdeenshire	0.61%	4
Angus (Forfarshire)	0.46%	3
Argyll	0.31%	2
Ayrshire	0.46%	3
Banffshire	0.00%	0
Berwickshire	0.00%	0
Bute	0.00%	0
Caithness	0.00%	0
Clackmannanshire	0.15%	1
Cromartysire	0.00%	0
Dumfriesshire	0.15%	1
Dunbartonsire (Dumbarton)	0.00%	0
City of Dundee	0.31%	2
East Lothian (Haddingtonshire)	0.15%	1
City of Edinburgh	0.92%	6
Fife	0.31%	2
City of Glasgow	2.75%	18
Inverness-shire	0.46%	3
Kincardineshire	0.00%	0
Kinross-shire	0.00%	0
Kirkcudbrightshire	0.00%	0
Lanarkshire	0.46%	3
Midlothian (County of Edinburgh)	0.31%	2
Moray (Elginshire)	0.46%	3
Nairnshire	0.00%	0
Orkney	0.00%	0
Peeblesshire	0.00%	0
Perthshire	0.00%	0
Renfrewshire	0.31%	2
Ross and Cromarty	0.00%	0
Ross-shire	0.15%	1
Roxburghshire	0.15%	1
Selkirkshire	0.00%	0
Shetland (Zetland)	0.00%	0



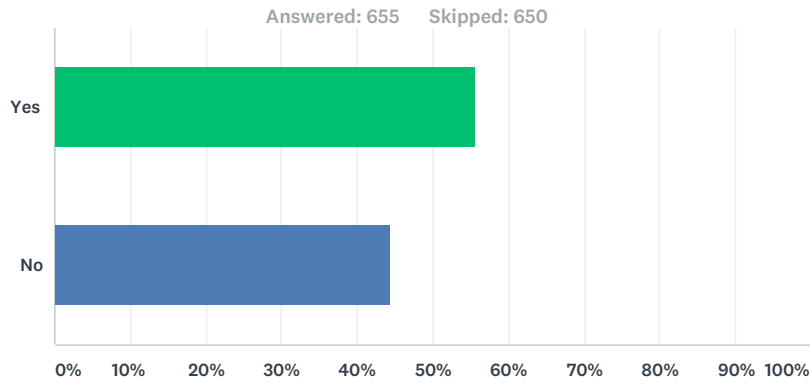
Stirlingshire	0.31%	2
Sutherland	0.00%	0
West Lothian (Linlithgowshire)	0.46%	3
Wigtownshire	0.00%	0
Anglesey	0.00%	0
Brecknockshire	0.00%	0
Caernarfonshire	0.00%	0
Cardiganshire	0.00%	0
Carmarthenshire	0.31%	2
Clwyd	0.15%	1
Denbighshire	0.15%	1
Dyfed	0.15%	1
Flintshire	0.15%	1
Glamorgan	0.76%	5
Gwent	0.46%	3
Gwynedd	0.00%	0
Merionethshire	0.00%	0
Mid Glamorgan	0.61%	4
Monmouthshire	0.15%	1
Montgomeryshire	0.15%	1
Pembrokeshire	0.00%	0
Powys	0.31%	2
Radnorshire	0.00%	0
South Glamorgan	0.92%	6
West Glamorgan	0.00%	0
Wrexham	0.15%	1
Other (please specify)	7.03%	46
<b>TOTAL</b>		<b>654</b>

### Q17 Please provide your full name and email address to be entered for the prize draw.

Answered: 634 Skipped: 671

Answer Choices	Responses	
Name	99.84%	633
Email	100.00%	634

## Q18 Would you be happy to provide further information on this topic?



Answer Choices	Responses
Yes	55.73% 365
No	44.27% 290
TOTAL	655

**Q19 Please share any other information about your knowledge and practice of foot care that we have not addressed in this survey (optional)**

Answered: 72 Skipped: 1,233